



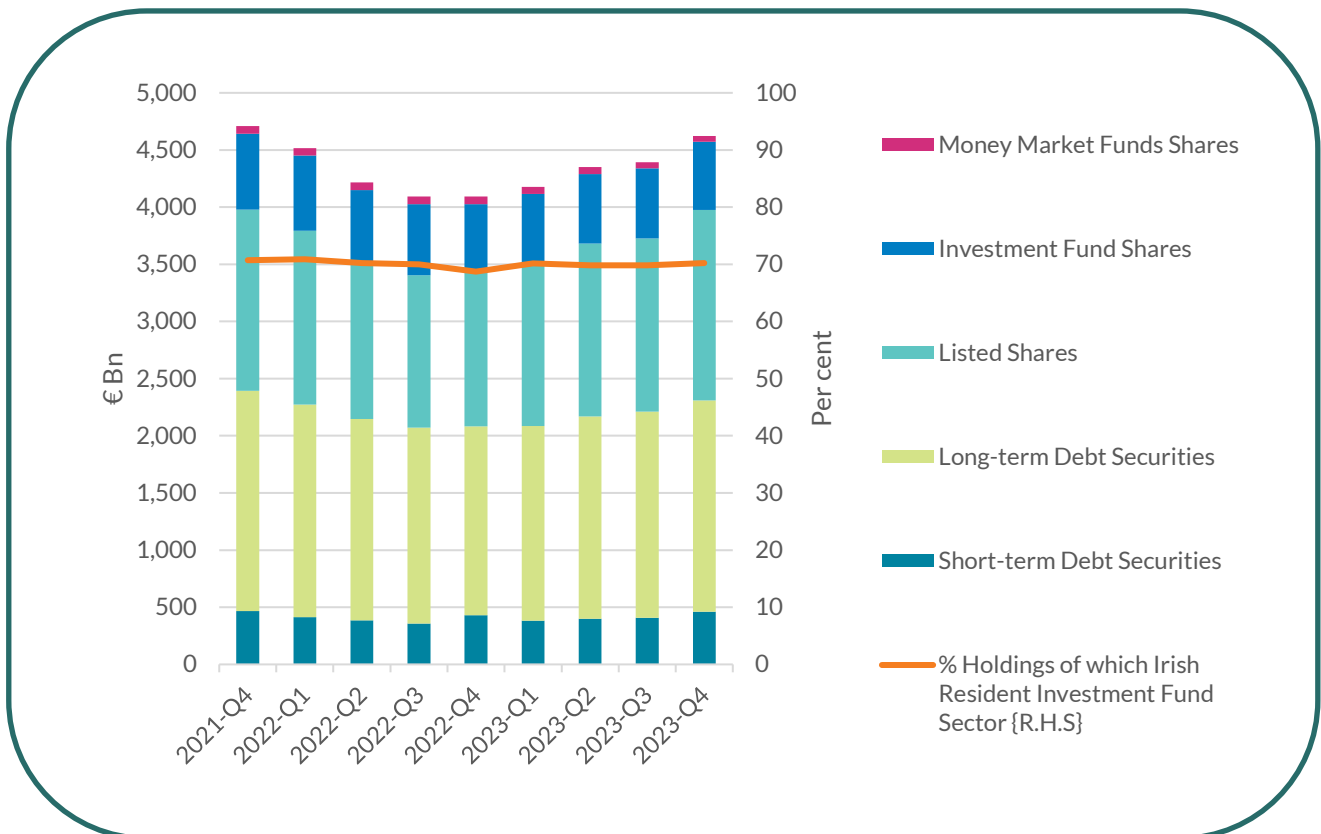
Key Points

- The market value of Irish resident holdings of securities stood at **€4,600 Bn** at end-Q4 2023 (**Chart 1**), an increase of **4.7%** over the quarter, and **12.4%** since Q4 2022.
- Holdings of listed shares by Irish residents stood at **€1,640 Bn** at end-Q4 2023. This is an increase of **21.9%** over the past year.

This increase was driven by holdings of US issued non-financial sector shares, which went from **€581 Bn** in 2022-Q4 to **€773 Bn** in 2023-Q4.

- Holdings of Investment and Money Market fund shares stood at **€646 Bn** at end-Q4 2023, this was a drop of **3.3%** from Q4 2022, primarily driven by a drop of **€15.9 Bn** in money market shares.
- Irish resident households held **€15.2 Bn** of securities with domestic custodians at end-Q4 2023. This represents a **10.1%** increase over the quarter and over the year this sector has increased by **27.5%**, with listed shares the largest type of holding.

Chart 1: Total Securities Holdings of Irish Residents



Key points

Chart 2

- The proportion of debt securities by nominal currency has remained consistent throughout 2023.

The **Euro**, **US Dollar** and **UK Sterling** are still the 3 major currencies of denomination- with other currencies only making up for **5%** of the total distribution.

Chart 2 Figures: (€Mn)

Euro	932,532
US Dollar	781,780
UK Sterling	480,803
Other	106,823

Chart 3

- 32%** of the total debt securities holdings were issued by **Other Euro Area** countries
- Irish issued securities account for **4.7%** of the total debt holdings

Chart 2

Debt Securities by Nominal Currency

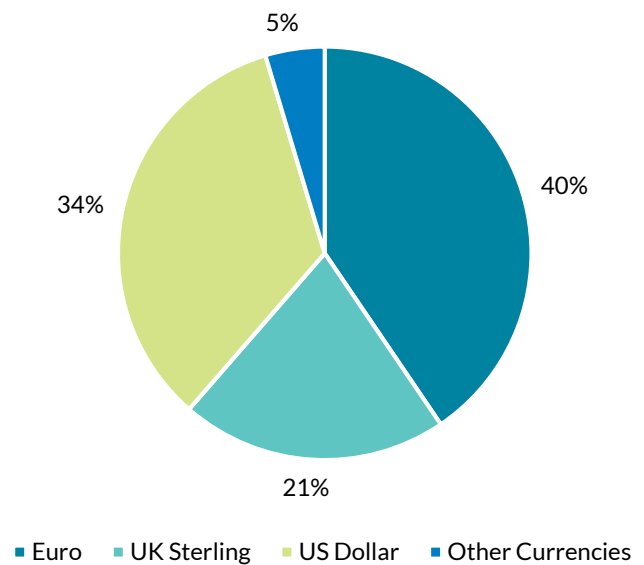


Chart 3

Debt Securities by Issuer Region (€ Bn)

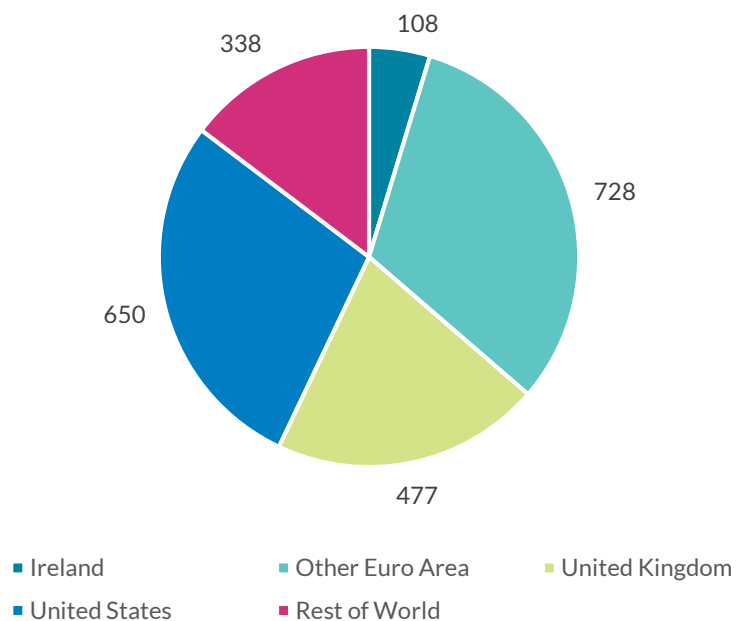
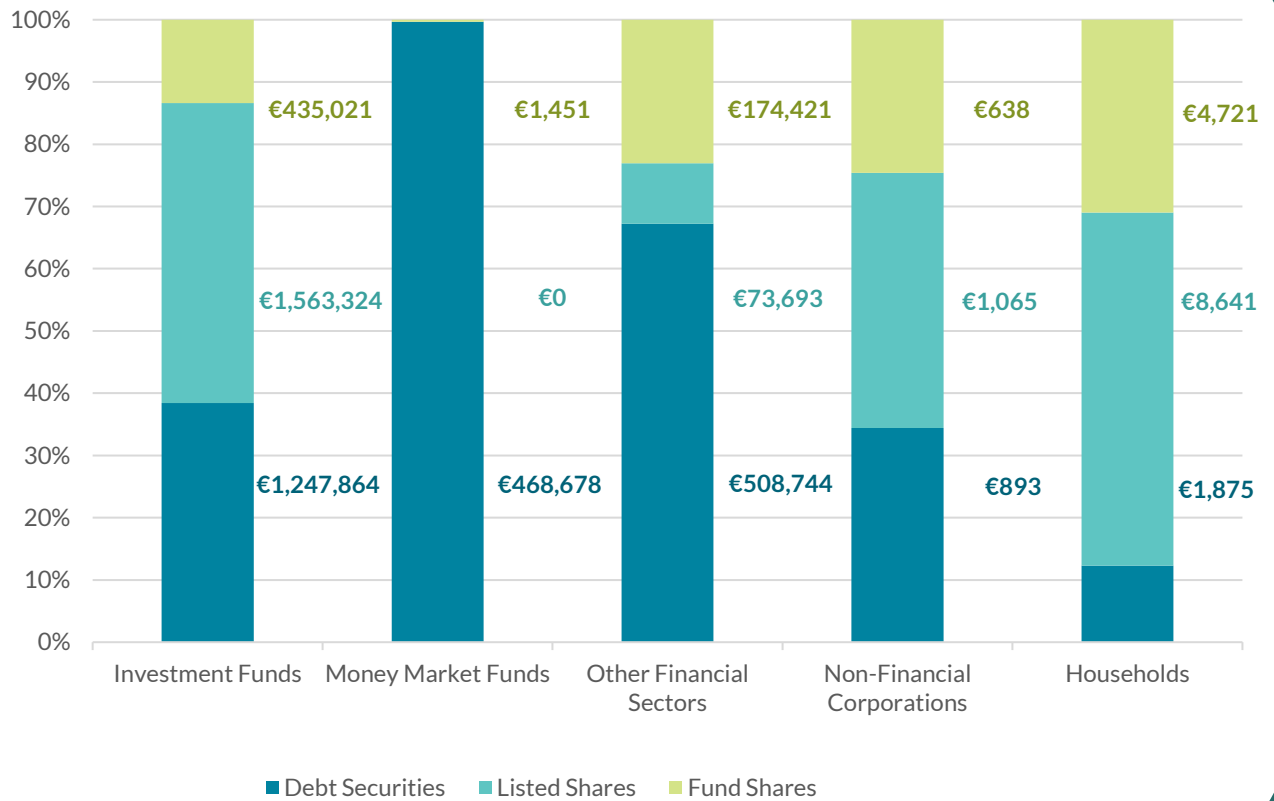


Chart 4: Sector Holding By Instrument Type (€Bn)



- **Investment Funds** are by far the largest holder sector -holding **70%** of the overall total.
- **Listed Shares** are the main source of holdings for Irish households; making up over half (**57%**) of the households total

Totals

Investment Funds	€ 3,246,209
Money Market Funds	€ 470,129
Other Financial Sectors	€ 756,858
Non-Financial Corporations	€ 2,596
Households	€ 15,237

Chart 5: Evolution of Holdings by Irish Residents of Green Bonds

- Irish resident holders held **€44.4 Bn** of green bonds at end **Q4 2023**, of which **€35.2 Bn** were held by Irish resident investment funds.

These green bonds account for **1.9%** of total debt securities held by Irish resident holders- an increase from **1.1%** since **Q4 2020**



Quarter on Quarter (2023)

Q1	€36.0 Bn
Q2	€39.8 Bn
Q3	€40.5 Bn
Q4	€44.4 Bn

End Year on End Year

2020	€17.3 Bn
2021	€22.5 Bn
2022	€31.6 Bn
2023	€44.4 Bn

Green Bond % of Total Holdings

2020	0.8 %
2021	1.3 %
2022	1.5 %
2023	1.9 %

Further information

For queries contact: Central Bank, Press Office at media@centralbank.ie or (01) 224 6299